



### CONTROL PANEL

LEGEND (see fig. 1)

1. SUMMER-WINTER ON-OFF SWITCH
2. LOCK-OUT INDICATOR
3. HEATING TEMPERATURE ADJUSTMENT KNOB
4. WATER TEMPERATURE ADJUSTMENT KNOB
5. SPACE FOR ADDING AN OPTIONAL TIMER

SELF-DIAGNOSTIC LEGEND (see fig. 2)

6. OPERATING/ POWER INDICATOR
7. DOMESTIC HOT WATER OPERATION
8. HEATING OPERATION
9. FLASHING LIGHT DENOTING AIR PRESSURE SWITCH FAILURE
10. FLASHING LIGHT DENOTING DOMESTIC WATER SENSOR FAILURE
11. FLASHING LIGHT DENOTING HEATING SENSOR FAILURE
12. FLASHING LIGHT DENOTING 90° C MAX TEMPERATURE SENSOR FAILURE
13. FLASHING LIGHT DENOTING FLUE SAFETY - THERMOSTAT FAILURE
14. FLASHING LIGHT DENOTING LACK OF WATER IN SYSTEM
15. WATER PRESSURE LEVEL 1 BAR
16. WATER PRESSURE LEVEL 1.5 BAR
17. ELECTRONIC TEMPERATURE INDICATOR

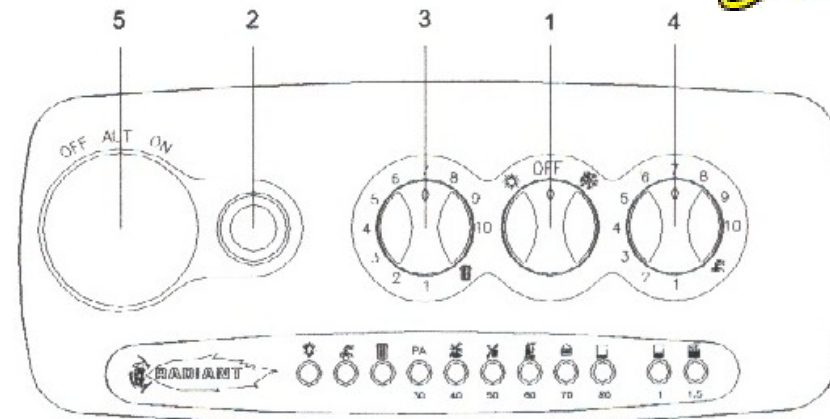

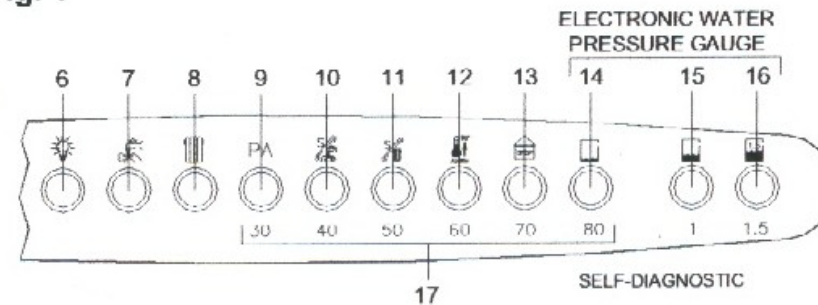


Fig. 1



**RADIANT Technical Help Line (UK)**

**Tel: 01329 - 828555**

**RADIANT Bruciatori S p A**